

RSS Feeds for Jeppesen Podcasts

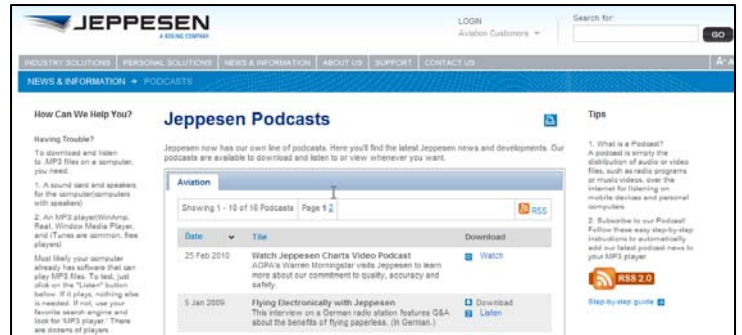
Did you know there's an easy way to keep track of the latest podcasts from Jeppesen?

With our RSS (Really Simple Syndication) feeds you can make sure you're always up-to-date.

To get started, follow these simple steps:

1. Subscribe

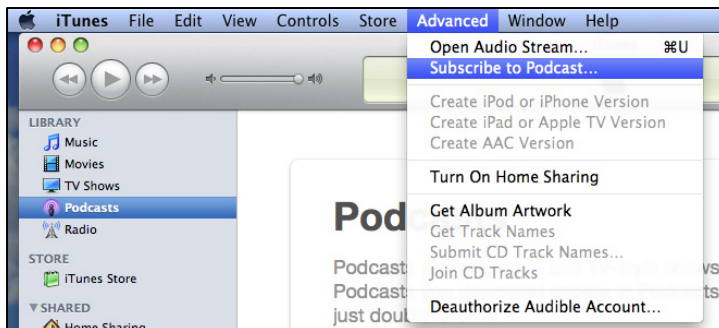
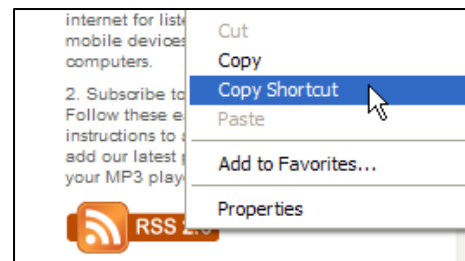
On the Jeppesen podcast page click any of the orange RSS icons  and follow the prompts. Note—there are many ways to manage your RSS feeds, including Google Reader, Internet Explorer and many e-mail systems. Pick whichever works best for you.



2. iTunes


You can also use iTunes to subscribe to Jeppesen podcasts.

Right click on any RSS icon and select Copy Shortcut.



In iTunes click Advanced>Subscribe to Podcast.

Paste the Jeppesen podcast RSS feed URL and click OK.



That's it! Now the RSS feed automatically shows you any new podcasts so you'll always have the latest information.